

What is the

# Patient Portal

AOSMI is now offering our patients secure, easy and private access to their medical information online, so you can view your personal health record whenever and wherever you have access to the internet!

## How do I log in to the Patient Portal?

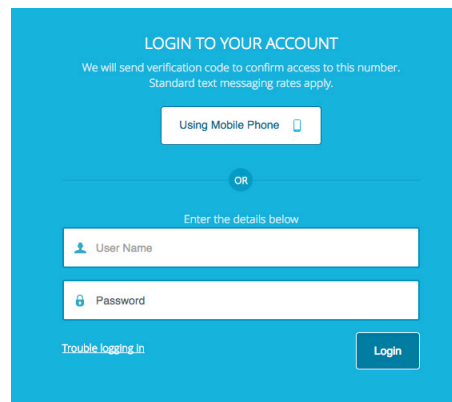
Now that you have booked your appointment, you can log in by visiting our patient webpage:

**[www.AOSMILogin.com](http://www.AOSMILogin.com)**

or visit [www.AOSMINJ.com](http://www.AOSMINJ.com) and click on the Patient Portal button at the top of the page.


There are two ways you can log in to the portal using either your username and password or by entering a code sent to your mobile device.

To log in with your username, type in your AOSMI provided username & password (note: both are case sensitive) in the space provided and click the “Login” button.



LOGIN TO YOUR ACCOUNT

We will send verification code to confirm access to this number.  
Standard text messaging rates apply.

Using Mobile Phone 

OR

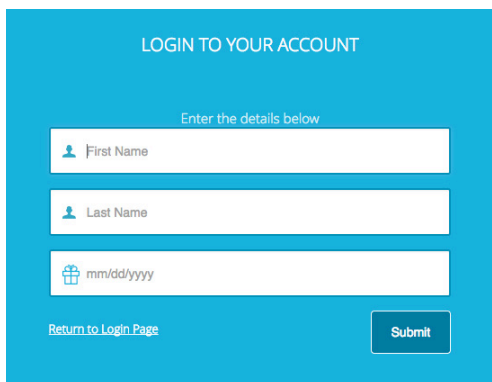
Enter the details below

User Name

Password

[Trouble logging in](#)

To log in with your phone, click on the “using mobile phone” button. After clicking the mobile phone option, you will be prompted to enter your full name and date of birth (using 4 digits for the year). You will be prompted to select your mobile phone number and click the “send code” button. You will receive a code via text that you must enter to access your patient portal.



LOGIN TO YOUR ACCOUNT

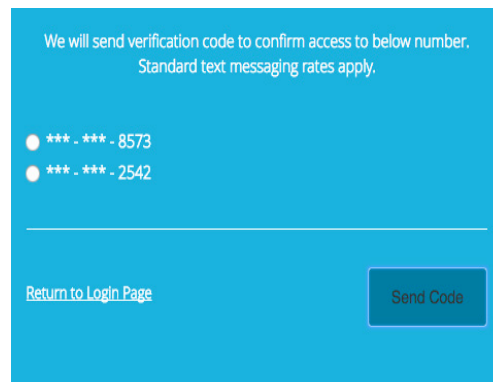
Enter the details below

First Name

Last Name

mm/dd/yyyy

[Return to Login Page](#)

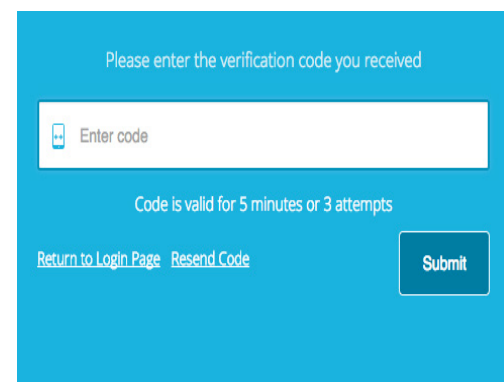


We will send verification code to confirm access to below number.  
Standard text messaging rates apply.

\*\*\* - \*\*\* - 8573

\*\*\* - \*\*\* - 2542

[Return to Login Page](#)



Please enter the verification code you received

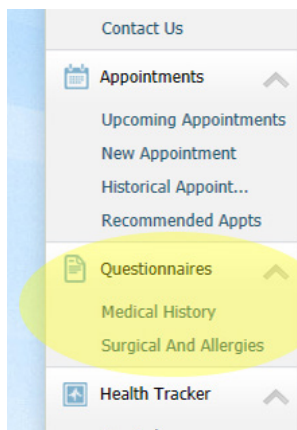
Enter code

Code is valid for 5 minutes or 3 attempts

[Return to Login Page](#) [Resend Code](#)

*The Patient Portal is not intended for use in emergencies. If you require urgent or immediate medical care, call 911.*

# Once you are logged in:



Prior to your office visit, complete the forms listed under the Questionnaires section located on the left-hand side.

You need to fill out both the Medical History Form

And the Surgical and Allergy Form

Be sure to click submit at the bottom of each form when finished.



Now feel free to log in anytime to request appointments, refill prescriptions and contact us through the portal.

## what are my **Patient Benefits**

With Patient Portal, you will have access to:



### Appointments

Book and keep track of appointments



### Messages

Send & receive messages from staff



### Lab Results

Access and view lab results



### Reminders

Receive health reminders



### Medication

Request prescription refills



### Demographic Information

Update demographic information



### Medical Records

View your personal health record



### Letters

View & request letters for school or work



### Education

Receive educational materials